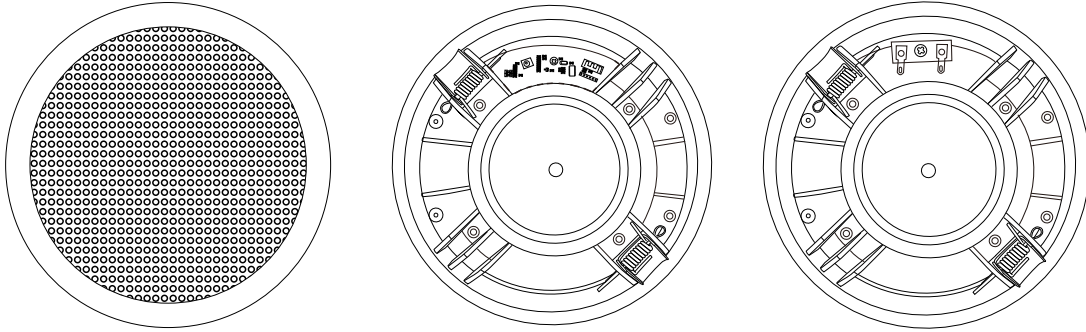


1CH BLUETOOTH CEILING SPEAKER 1*10W FYC-10BL

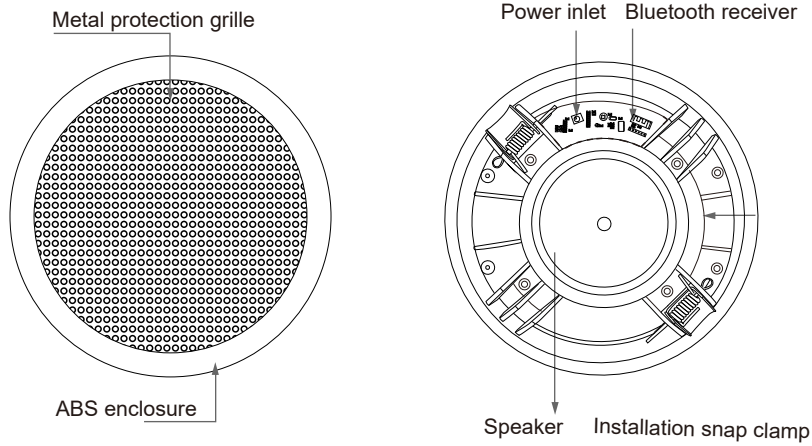
Description & Feature



The FYB Active Bluetooth In-ceiling Speaker designed with digital Class D amplifier and utilization of 6W dual-cone dynamic speaker driver, will provide a clear and warm sound and suitable for installation in almost any material. Ideal for use in your living room, bedroom, hotel room, entertainment area, office, workspace, showroom, restaurant etc.


- ※ The master active speaker built-in 1 CH digital Class D amplifier 1*10W.
- ※ Built-in Bluetooth for wireless music streaming – works with almost all Bluetooth devices (iphones, Androids, smart phones, ipads, tablets, etc)
- ※ Support for Bluetooth protocols: HFPV1.5, A2DPV1.2, AVRCPV1.4, HSP1.2, GAVDP1.2, IOP
- ※ DC 12V power supply with AC adapter.
- ※ Full-range 6" dual-cone dynamic speaker driver.
- ※ Frame-mounted spring-loaded clamps provide secure, low-noise connections and easy installation.
- ※ Attractive color ABS resin finish with white grille suits any decor.

Physical Description

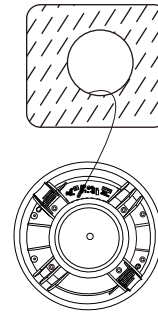


Installation

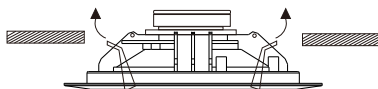
Step 1:
Ceiling tile cut out



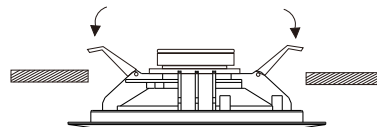
Step 2:
Wiring of passive speakers with the active speaker



Step 3:
Retract the 2 Snap Clamps on the speaker into their open position. Then push the speaker up through the ceiling opening. When Clamp Arms press against the ceiling, the Snap Clamps will rotate and clamp down closed to the ceiling surface.



Step 4:
When inserted correctly, both 2 Snap Clamps will be in the snap down position, thus securing the speaker securely into position in the ceiling.



Specification

Model	FYC-10BL
Rated Power	1*10W@8Ω
Amplifier Channel	2 Channel
Amplifier Type	Digital Class D
Frequency Response	120Hz-15KHz(±3dB)
THD	<0.05% at 1kHz,1/3 rated power
S/N	>70 dB
Speaker Driver	6"*1
Power Consumption	30W
Installation	In-ceiling
Material	ABS enclosure,metal clamps
Power Supply	DC12V
Dimension	Φ188*76mm
Cutting Hole	Φ170mm
Net Weight	0.95kg

Bluetooth Operation

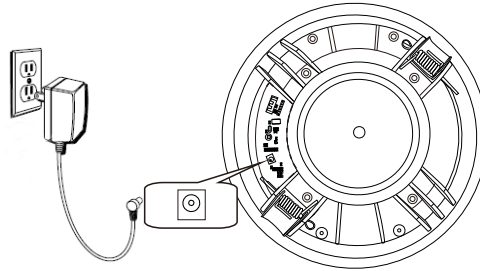


*Note: The Bluetooth name of this amplifier is “**BGM SYSTEM**”

In order to enjoy music from a Bluetooth device on the speakers, the Bluetooth device must first be paired with this master active speaker.

Once the Bluetooth device has been paired, it does not need to be paired again.

1. Make sure the passive speakers are connected with the active speaker, which is powered on.



2. Activate the Bluetooth settings on your mobile device.




3. Select this unit “**BGM SYSTEM**” when its name appears in the list of devices displayed on the screen of your mobile device.

Perform the connection with your mobile device close to the unit (about 1 m).

At the end of the pairing, the name “**BGM SYSTEM**” appears on the paired list of your mobile device.

*Note: Enter “**1688**” when the password is requested on the screen of the your mobile device.



4. Play music using any app on your mobile device.

* The next time the input source is switched to Bluetooth, this amplifier automatically connects to the last Bluetooth device that was connected.

