

SOD-523

MARKING:S1



KRN716 FAST SWITCHING DIODE

FEATURES

- Small Package
- Low Reverse Current
- Fast Switching Speed
- Surface Mount Package Ideally Suited for Automatic Insetion

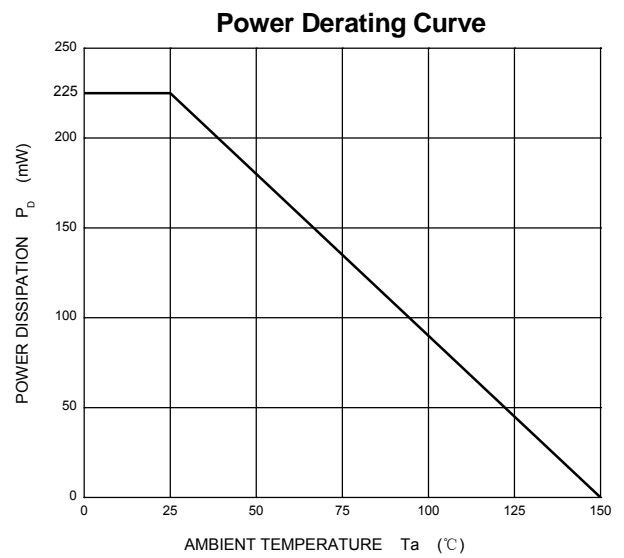
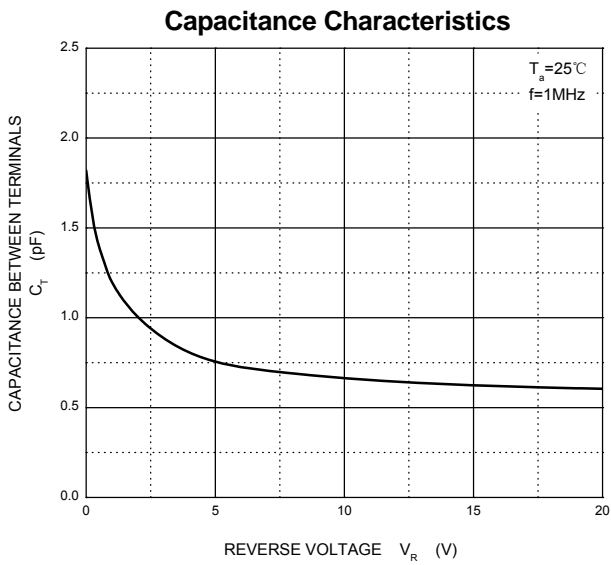
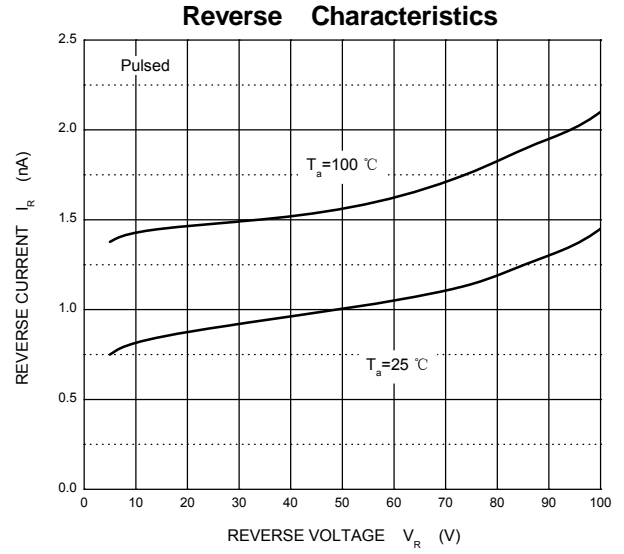
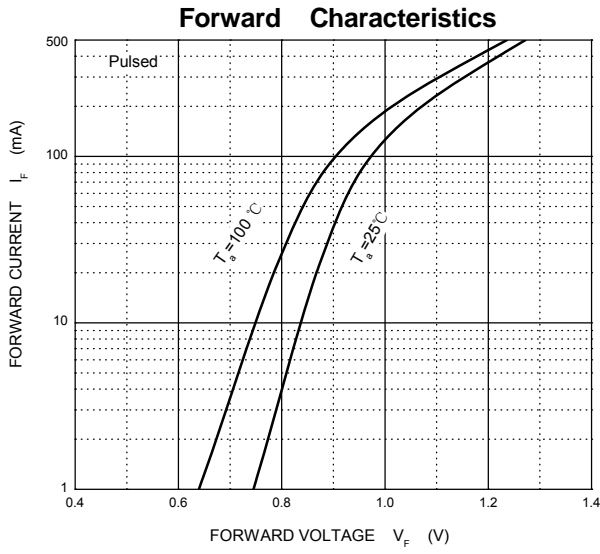
MAXIMUM RATINGS ($T_a=25^{\circ}\text{C}$ unless otherwise noted)

Symbol	Paramete	Value	Unit
V_{RM}	Non-Repetitive Peak Reverse Voltage	100	V
V_{RRM}	Peak Repetitive Reverse Voltage	75	V
V_{RWM}	Working Peak Reverse Voltage		
$V_{R(RMS)}$	RMS Reverse Voltage	53	V
I_o	Average Rectified Output Current	200	mA
I_{FSM}	Non-Rpetitive Peak Forward Surge Current @ $t=8.3\text{ms}$	1	A
P_D	Power Dissipation	225	mW
$R_{\theta JA}$	Thermal Resistance from Junction to Ambient	556	$^{\circ}\text{C}/\text{W}$
T_j	Junction Temperature	150	$^{\circ}\text{C}$
T_{stg}	Storage Temperature	-55~+150	$^{\circ}\text{C}$

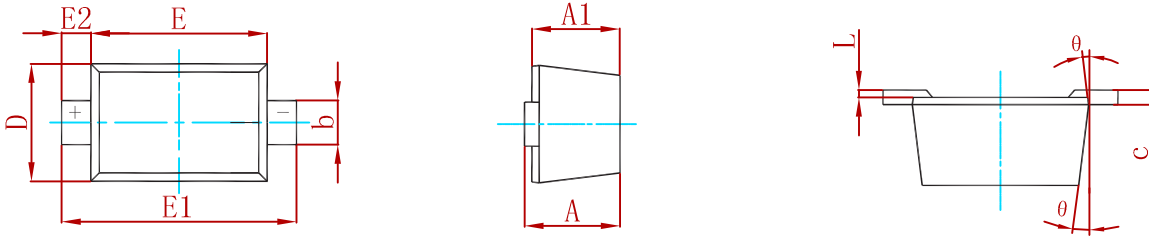
ELECTRICAL CHARACTERISTICS($T_a=25^{\circ}\text{C}$ unless otherwise specified)

Parameter	Symbol	Test conditions	Min	Typ	Max	Unit
Reverse voltage	$V_{(BR)}$	$I_R=100\mu\text{A}$	75			V
Reverse current	I_R	$V_R=75\text{V}$			5	nA
		$V_R=100\text{V}$			80	nA
Forward voltage	V_F	$I_F=1\text{mA}$			0.9	V
		$I_F=10\text{mA}$			1	V
		$I_F=50\text{mA}$			1.1	V
		$I_F=150\text{mA}$			1.25	V
Total capacitance	C_{tot}	$V_R=0\text{V}, f=1\text{MHz}$		2		pF
Reverse recovery time	t_{rr}	$I_F= I_R =10\text{mA}, I_{rr}=0.1*I_R$			3	μs

Typical Characteristics

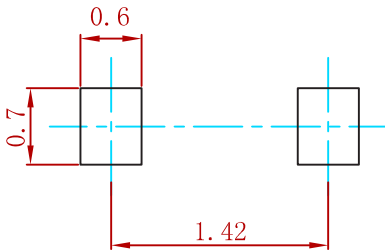


PACKAGE MECHANICAL DATA



Symbol	Dimensions In Millimeters		Dimensions In Inches	
	Min	Max	Min	Max
A	0.510	0.770	0.020	0.031
A1	0.500	0.700	0.020	0.028
b	0.250	0.350	0.010	0.014
c	0.080	0.150	0.003	0.006
D	0.750	0.850	0.030	0.033
E	1.100	1.300	0.043	0.051
E1	1.500	1.700	0.059	0.067
E2	0.200 REF		0.008 REF	
L	0.010	0.070	0.001	0.003
θ	7° REF		7° REF	

Suggested Pad Layout



- Note:
1. Controlling dimension: in millimeters.
 2. General tolerance: ± 0.05mm.
 3. The pad layout is for reference purposes only.

REEL SPECIFICATION

P/N	PKG	QTY
KRN716	SOD-523	3000