

Pin Configuration

Applications

- USB 2.0 and USB 3.0
- HDMI 1.3 and HDMI 1.4
- SATA and eSATA
- DVI
- IEEE 1394
- PCI Express
- Portable Electronics and Notebooks

Specification Features:

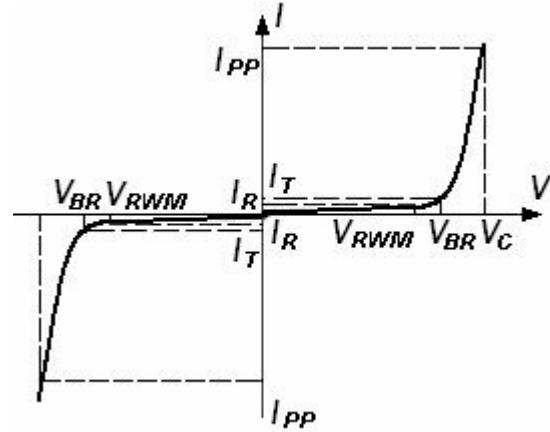
- Ultra small package: 1.0x0.6x0.5mm
- Ultra low capacitance: 0.5pF
- Operating voltage: 5V
- Low clamping voltage
- 2-pin leadless package
- Complies with following standards:
 - IEC 61000-4-2 (ESD) immunity test
 - Air discharge: $\pm 30\text{kV}$
 - Contact discharge: $\pm 22\text{kV}$
 - IEC61000-4-5 (Lightning) 4A (8/20 μs)
- RoHS Compliant

Absolute Ratings ($T_{\text{amb}}=25^{\circ}\text{C}$)

Symbol	Parameter	Value	Units
P_{PP}	Peak Pulse Power ($t_p = 8/20 \mu\text{s}$)	90	W
T_L	Maximum lead temperature for soldering during 10s	260	$^{\circ}\text{C}$
T_{stg}	Storage Temperature Range	-55 to +150	$^{\circ}\text{C}$
T_{op}	Operating Temperature Range	-40 to +125	$^{\circ}\text{C}$
T_j	Maximum junction temperature	150	$^{\circ}\text{C}$
	IEC61000-4-2 (ESD)	air discharge contact discharge	± 20 ± 15 KV
I_{PPM}	IEC61000-4-5 (8/20 μs)	4	A

Electrical Parameter

Symbol	Parameter
I_{PP}	Maximum Reverse Peak Pulse Current
V_C	Clamping Voltage @ I_{PP}
V_{RWM}	Working Peak Reverse Voltage
I_R	Maximum Reverse Leakage Current @ V_{RWM}
I_T	Test Current
V_{BR}	Breakdown Voltage @ I_T



Electrical Characteristics

Ratings at 25°C ambient temperature unless otherwise specified. VF = 0.9V at IF = 10mA

Device	Device Marking	V_{RWM} (V)	I_R (μ A) @ V_{RWM}	V_{BR} (V)@ I_T (Note 1)	I_T	V_C (V) @ $I_{PP}=5 A^*$	V_C (V) @ Max I_{PP}^*	I_{PP} (A)*	P_{PK} (W)*	C (pF)
		Max	Max	Min	mA	Typ	Max	Max	Max	Typ
KNESD8DU5V0	N	5.0	1.0	6.0	1.0	13.0	22.0	4.0	90	0.55

*Surge current waveform per Figure 1.

1. V_{BR} is measured with a pulse test current I_T at an ambient temperature of 25°C.

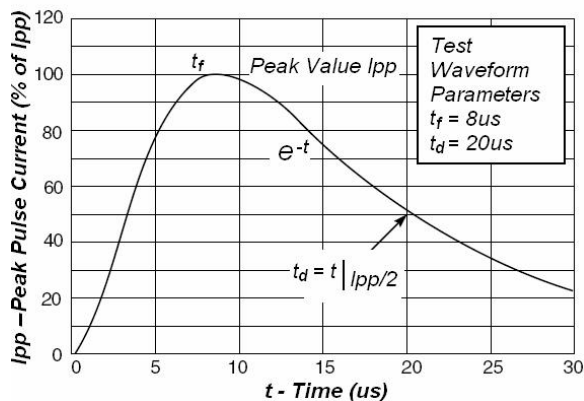


Fig1. IEC61000-4-5 Waveform

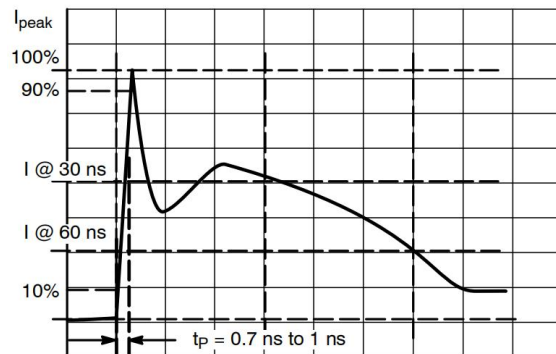
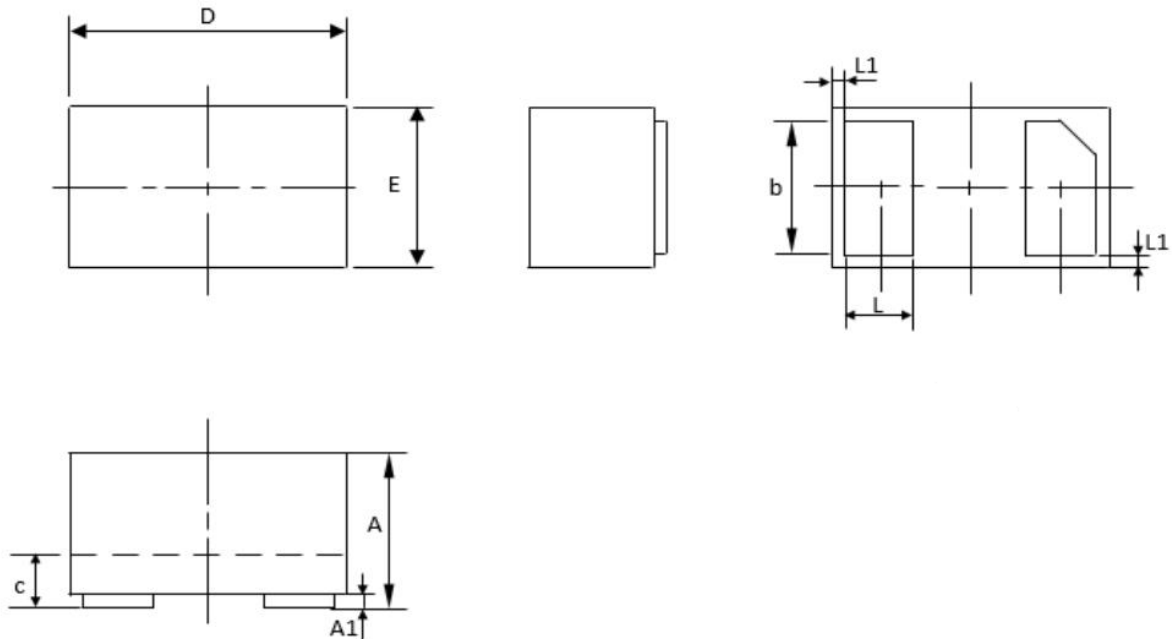


Fig2. IEC61000-4-2 Waveform

OUTLINE AND DIMENSIONS

SOD882



SOD882			
Dim	Min	Typ.	Max
A	0.46	0.48	0.50
A1	0	0.02	0.05
b	0.45	0.5	0.55
c	0.1	0.12	0.14
D	0.95	1.00	1.05
E	0.55	0.60	0.65
L	0.20	0.25	0.30
L1	0.035	0.05	0.065
h	0.07	0.12	0.17
崩胶	0	0.06	0.06
All Dimensions in mm			